




How to Draw like Joan Miro



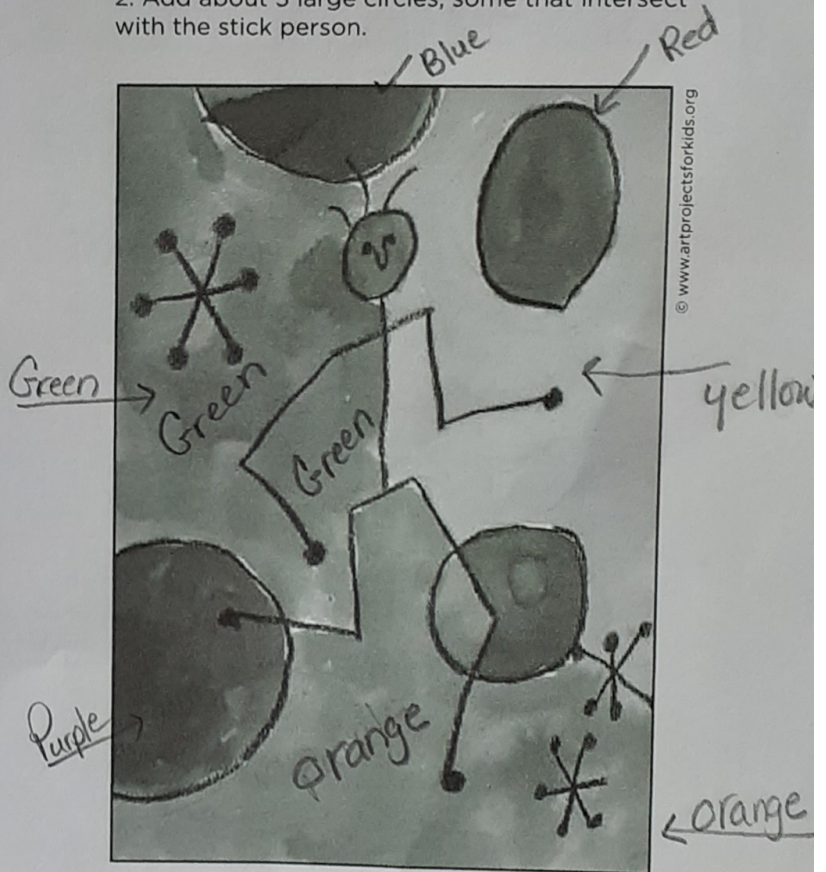
1. Draw a large stick figure.



2. Add about 3 large circles, some that intersect with the stick person.



3. Fill the background with stars and doodles, making some touch to create closed spaces.



4. Trace with a black ~~pastel~~ or crayon, and then fill each closed space with watercolor paint.

Note: 3 backgrounds 3 diff colors (They choose Circles diff colors)