


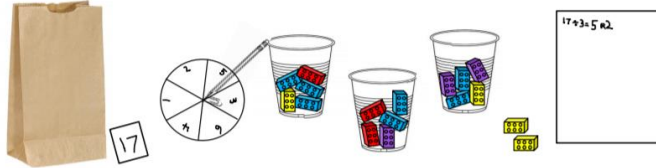
Grade 4 & 5 Multiplication



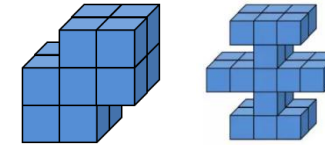
- Create a variety of buildings with construction paper or by drawing.
- On each building add equal rows of windows for arrays.
- Write the multiplication sentence that represents the window array on each building.

Cups of Counters-Division Practice

1. The child draws a number from the bag and counts out that many objects.
 2. The child then rolls the die or spins the spinner to determine how many cups to get.
 3. The child thinks about how many counters would go equally in each cup and how many leftovers there would be.
- For example: This child drew the number 17 and counted 17 Legos. Then she landed on 3 and set out 3 cups. She found out each cup would hold 5 an there would be 2 leftovers.



Cube Conversations with Steve Wyborney



Use multiplication to solve how many cubes are in each image.

Find more images here: <https://steveWyborney.com/2017/12/cube-conversations/>

Circles and Stars

- Player A rolls the die, then draws that number of circles (large enough to add stars in).
- Player B rolls the die and does the same.
- Player A rolls the die and draws that number of stars in each of her circles.
- Player B rolls the die and does the same.
- Each player writes the number sentence that tells how many stars she has

Example:



Play six rounds, then determine the total number of stars that each player has.
Activity found here: <https://www.youcubed.org/tasks/circles-stars/>

Multiplication House

- On a sheet of paper, design a house with 11 windows.
- Choose a fact family you want to practice with your house. Write that number on your door.
- Label the windows from 0-10 and cut them out, leaving one side attached.
- Glue the house onto another paper.
- Write the correct multiple (Product) under each window.




*See examples by googling Multiplication House.



The Grapes of Math by Greg Tang

- Use multiplication to solve the riddles in Greg Tang's, *The Grapes of Math* book.
- Pause the book at each page to allow yourself time to multiply.




Watch the video here:

<https://www.youtube.com/watch?v=zWfQlou5GT4>

-Create your own Greg Tang riddle and images. Share your pages with someone at home.

Mystery Multiplication

- Create a secret message using multiplication and a decoder for someone to solve.
- Ask someone to create a mystery multiplication message for you.



Multiplication War

- Take a deck of cards and remove the face cards. Shuffle the cards and deal them out evenly among the two players.
- Each player flips over two cards and solves their multiplication.
- The person with the highest product wins the two cards.
- If both players have the same product you must go to war! Each player flips over two more cards and solves. The person with the highest product wins all four cards.
- The winner is the person with the most cards at the end of the time you choose to play or when one person wins all the cards.



Multiplication Masterpiece

Practice your multiples from 1-9 by designing flowers. Add stems and grass to create a flower garden.

These flowers show 3 and 7 facts up to x 12 but you can do up to times 10 by drawing less pedals.

